



No. PDMA (SINDH)/(SITREP)/2022/1495

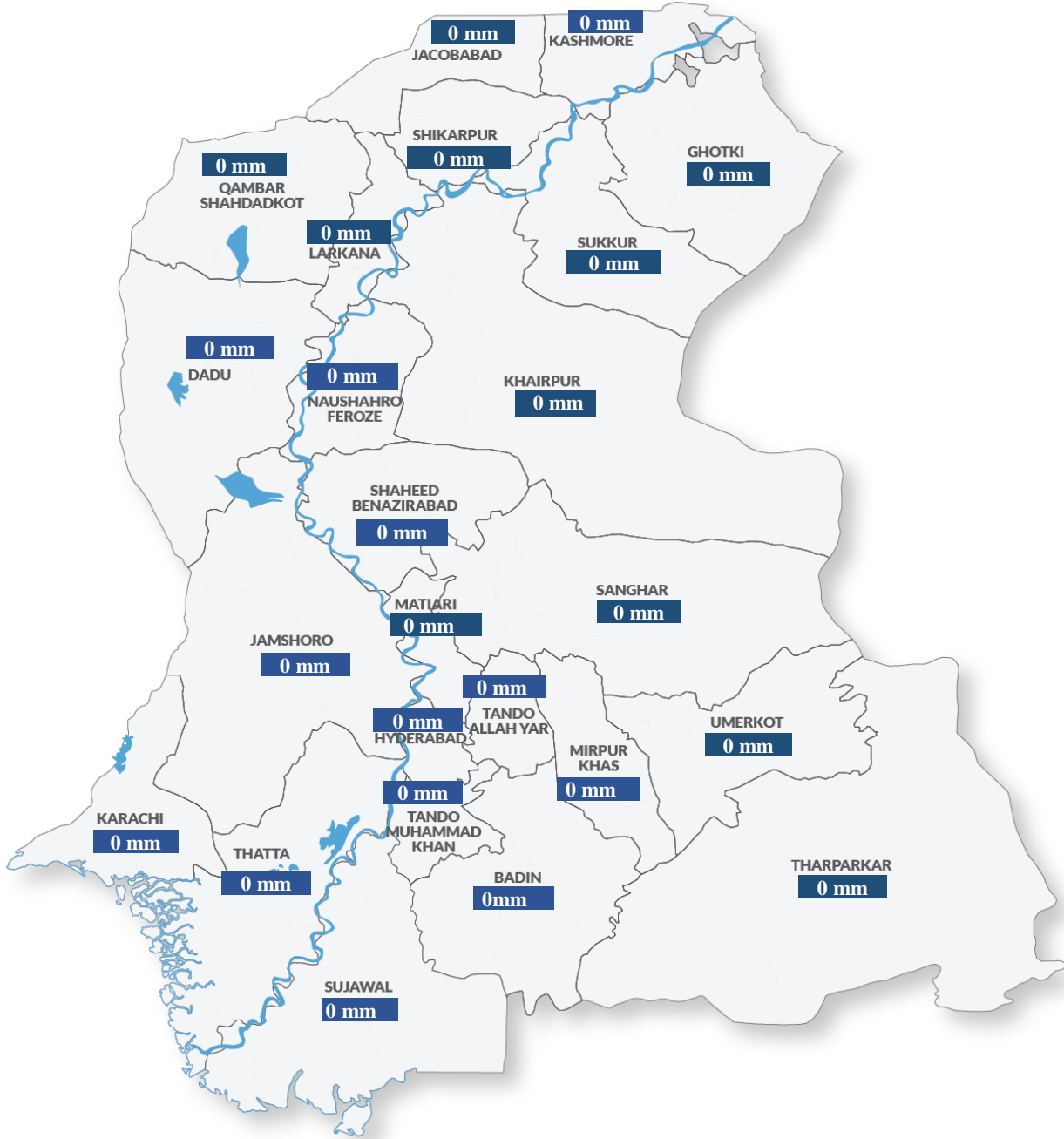
October 23, 2022

Period Covered: 22:00 hrs. 20-06-2022 to 22-10-2022 22:00 hrs.

DAILY SITUATION REPORT

Weather Situation Overview

Rainfall in Average (last 24 hrs.)



Source: CM Portal

Weather Forecast

- Nothing to Report (NTR)

Emergency No:
1736



Plot No. 26-C, Main Khayaban-e-Jami,
DHA Phase-VII, Karachi.



021-99332742
021-35381810



021-99332007



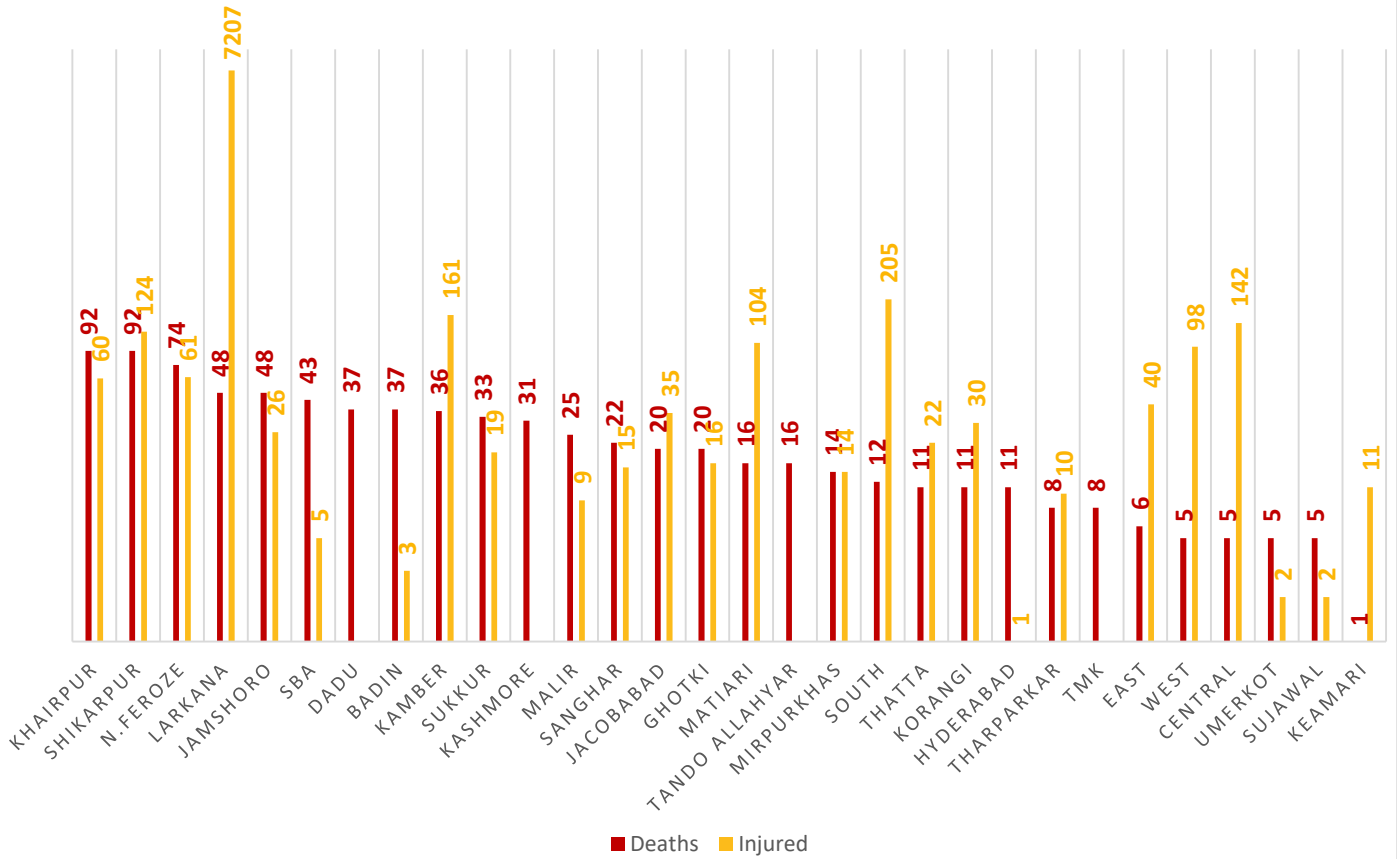
0335-5557362



www.pdma.gos.pk

Summary of Losses

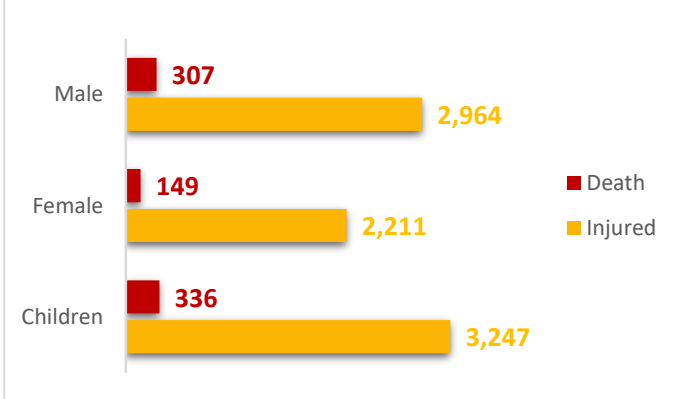
DISTRICT-WISE DEATHS & INJURED



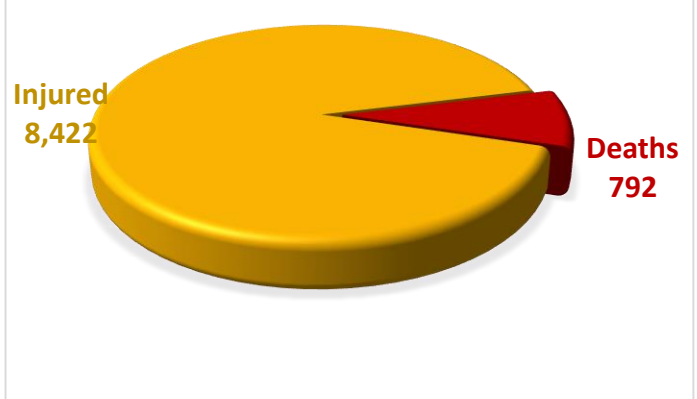
Death Data Source: Concerned Deputy Commissioners.

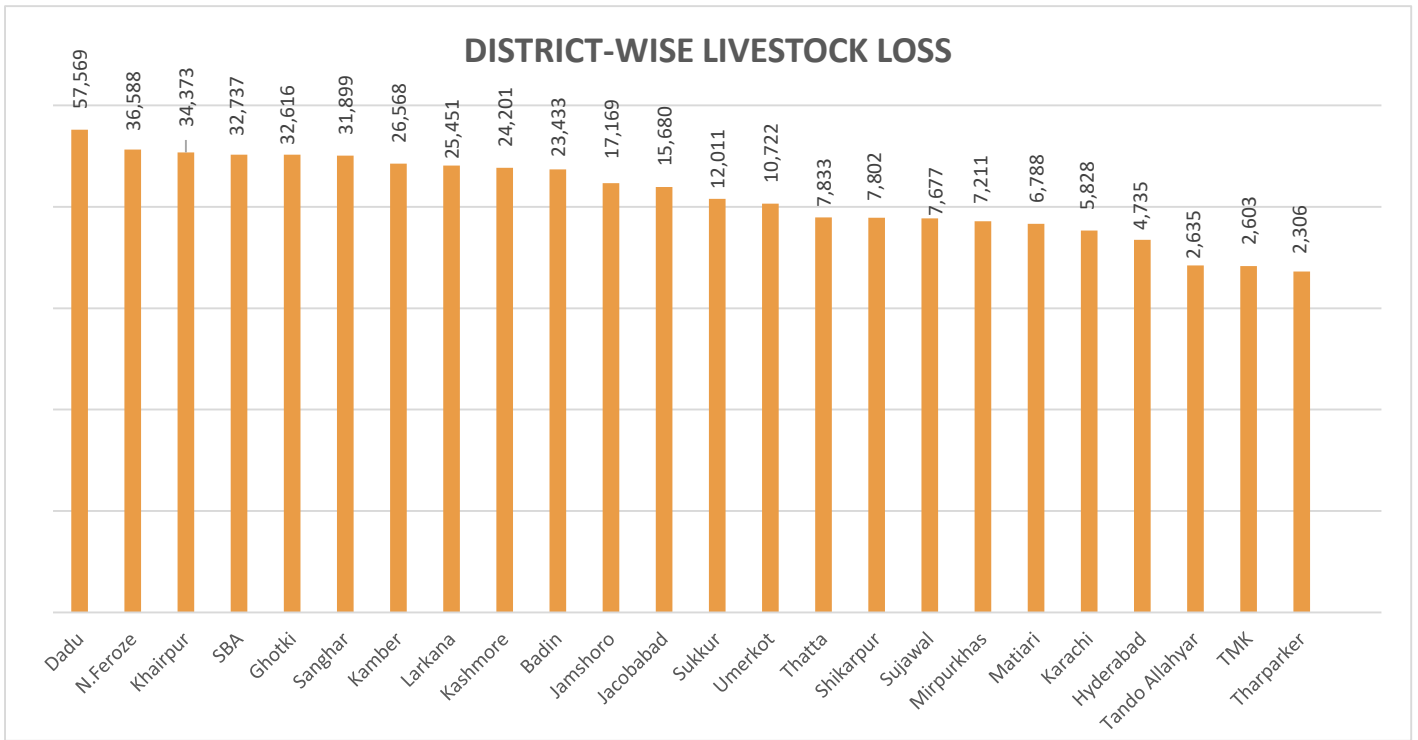
Injury Data Source: Directorate General Health Services, Hyderabad.

GENDER-WISE DISTRIBUTION



SUMMARY

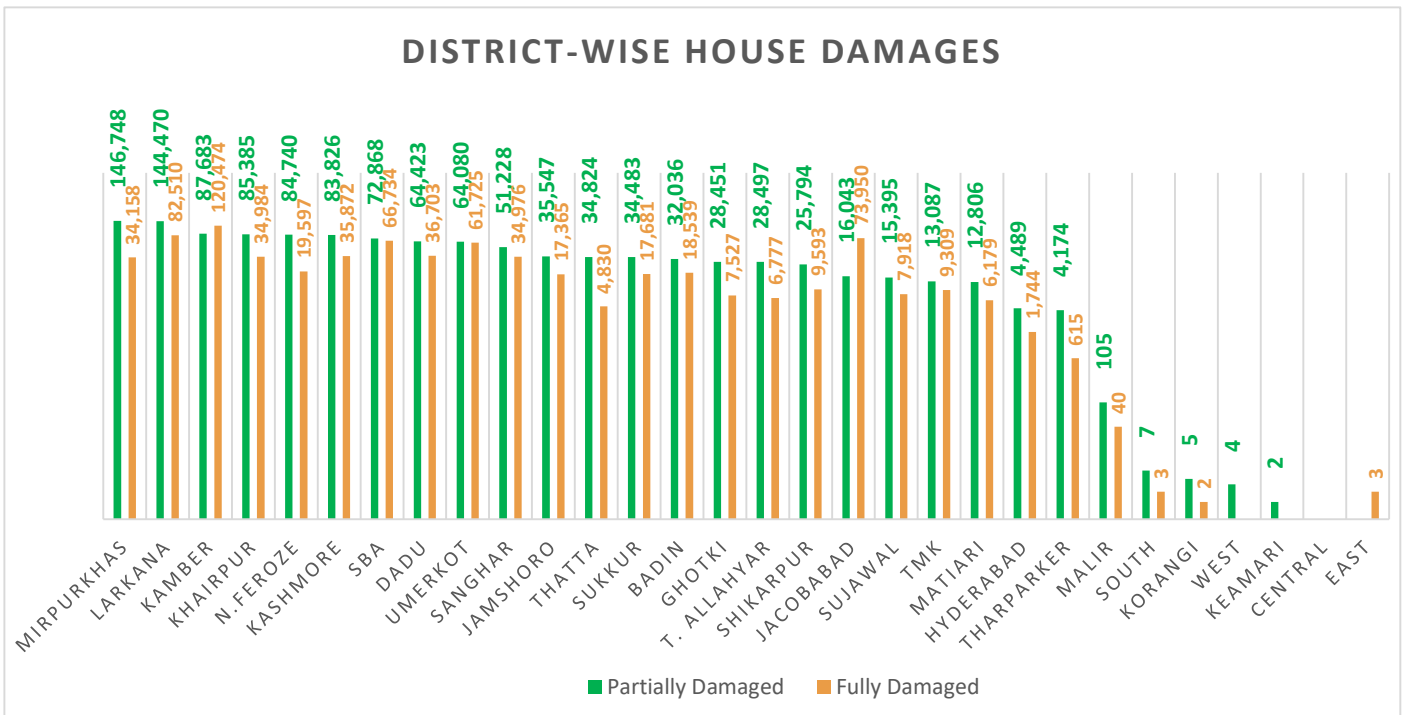




Total Livestock Perished: 436,435

Livestock Data Source: DG Livestock Sindh.

Summary of Infrastructure & Private Property Damage

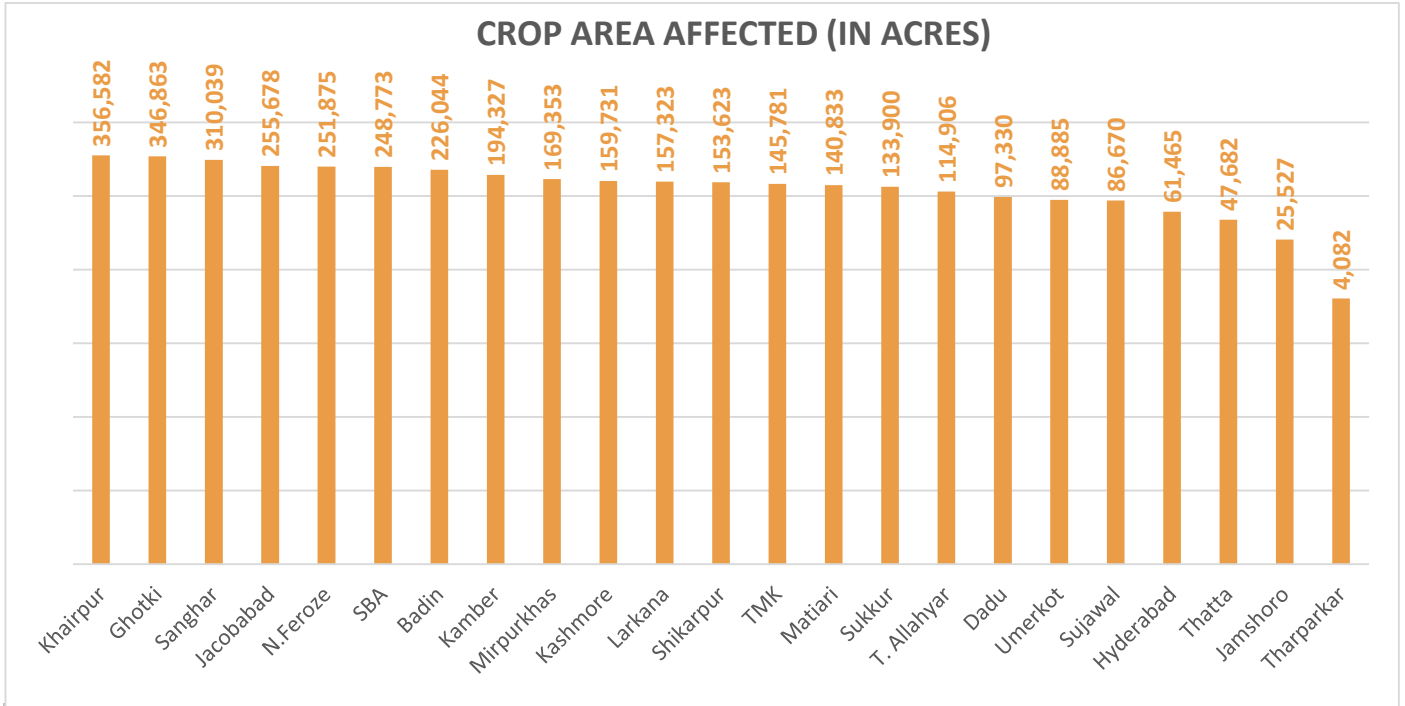


Partially Damaged – 1,171,200

Fully Damaged – 709,808

Grand Total – 1,881,008

Source: Concerned Deputy Commissioners.



Total Crop Area Damaged: 3,777,272

Source: Relief Department Sindh

Division	District	No. of UC's Affected	No. of Roads	Road (km)	Bridge	Culverts	Causeways (Rft)	Shop	Hotel	Masjid
Karachi	East	-	1	8	2	-	750	-	-	-
	West	-						-	-	
	South	18						1	-	
	Central	-						3	-	
	Malir	14						7	-	
	Korangi	2						-	-	
	Keamari	32						-	-	
Sub Total		66	1	8	2	-	750	11	-	-
Hyderabad	Hyderabad	160	13	76	2	-	-	-	-	-
	Jamshoro	30	42	516	15	9	1,375	-	-	-
	Dadu	66	65	569	6	99	-	-	-	-
	Matiari	30	7	83	-	-	-	-	-	-
	Tando Allahyar	28	37	344	6	92	-	-	-	-
	TMK	28	7	118	0	6	-	-	-	-

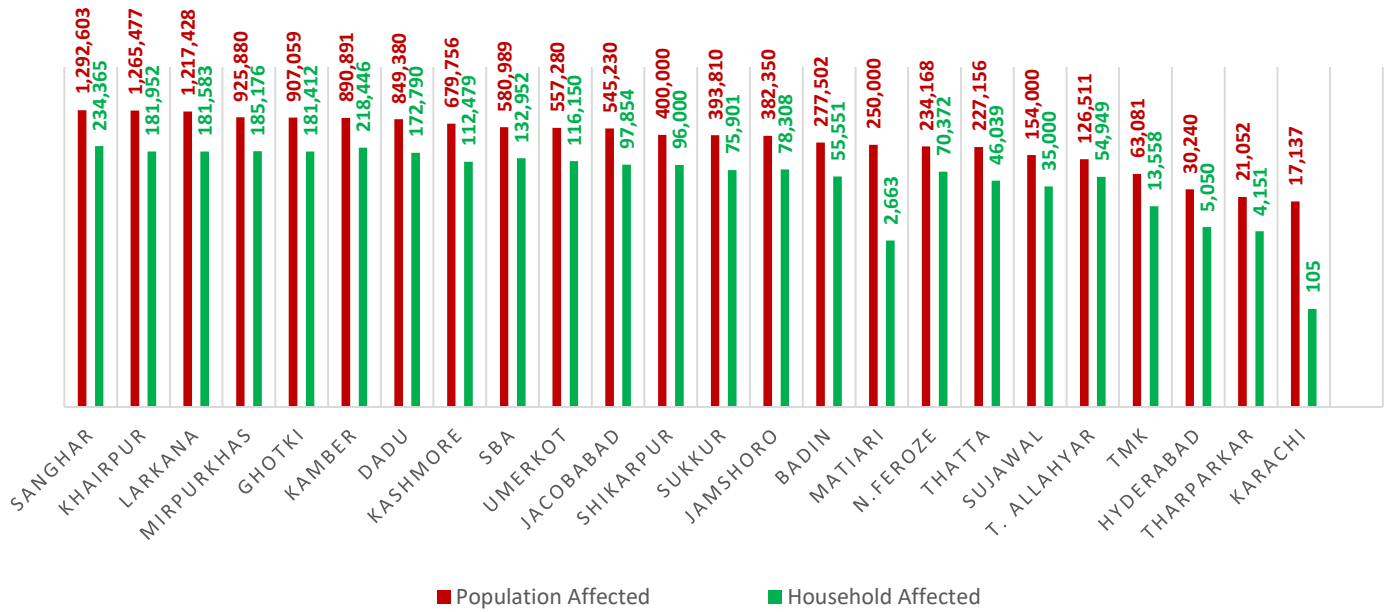
Division	District	No. of UC's Affected	No. of Roads	Road (km)	Bridge	Culverts	Causeways (Rft)	Shop	Hotel	Masjid
	Thatta	40	39	291	23	233	-	-	-	-
	Sujawal	37	30	426	57	272	-	-	-	-
	Badin	68	53	799	13	82	0	5	2	3
Sub Total		487	293	3,221	122	793	1,375	5	2	3
Sukkur	Sukkur	67	20	181	1	25	-	11	-	-
	Khairpur	88	110	622	2	83	-	13	-	3
	Ghotki	66	24	252	-	-	-	-	-	-
Sub Total		221	154	1,055	3	108	-	24	-	3
SBA	SBA	60	58	942	15	45	-	-	-	-
	N.Feroze	68	60	727	2	124	-	-	-	-
	Sanghar	73	52	296	10	119	-	-	-	-
Sub Total		201	170	1,965	27	288	-	-	-	-
Larkana	Larkana	68	24	192	1	54	-	-	-	-
	Kamber-Shahdadkot	52	51	173	3	158	-	-	-	-
	Shikarpur	55	23	258	-	38	-	-	-	-
	Jacobabad	44	66	166	-	65	-	-	-	-
	Kashmore	41	24	289	1	14	-	-	-	-
Sub Total		260	188	1,078	5	329	-	-	-	-
Mirpurkhas	Mirpurkhas	50	15	207	6	82	-	-	-	-
	Umerkot	42	21	332	-	69	-	-	-	-
	Tharparker	3	18	597	-	80	-	-	-	-
Sub Total		95	54	1,136	6	231	-	-	-	-
Grand Total		1,330	860	8,463	165	1,749	2,125	40	2	6

Source of UCs Affected: Relief Department Sindh

Source of Infrastructure Damage: Works & Services Department Sindh

Note: - Works & Services Department has reported that 2,548 Government buildings have been damaged.

POPULATION AFFECTED

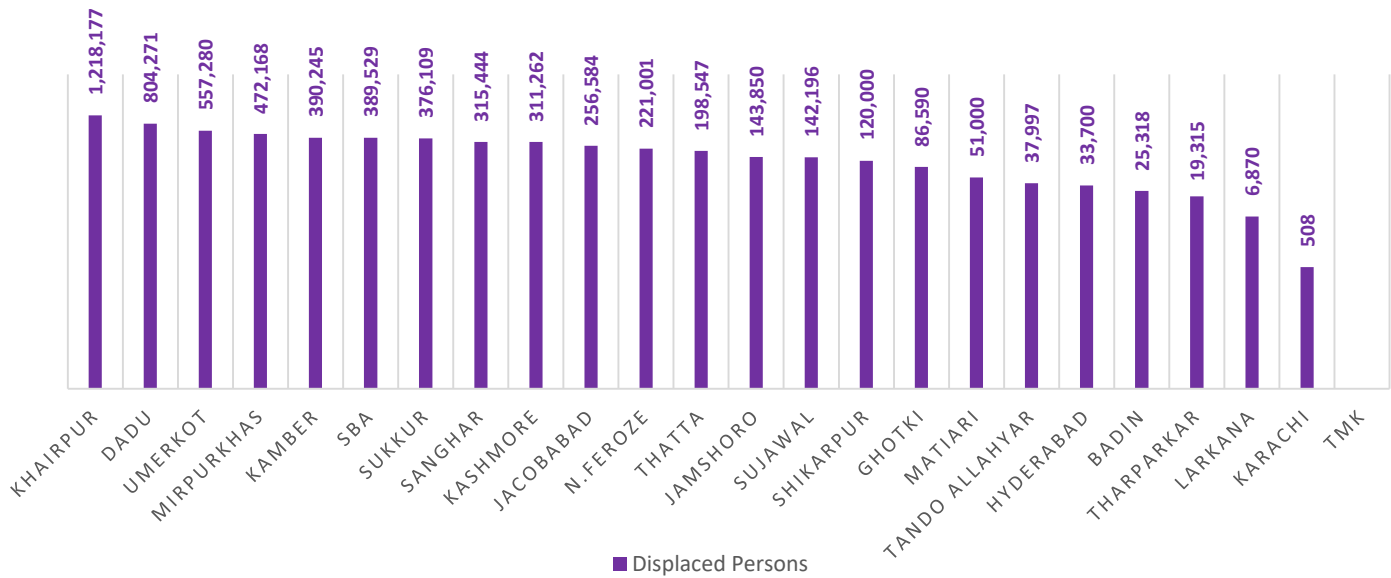


Total Population Affected: 12,288,980

Total Households Affected: 2,352,806

Source: Concerned Deputy Commissioners.

POPULATION DISPLACED



Total Number of Person Displaced: 6,177,961

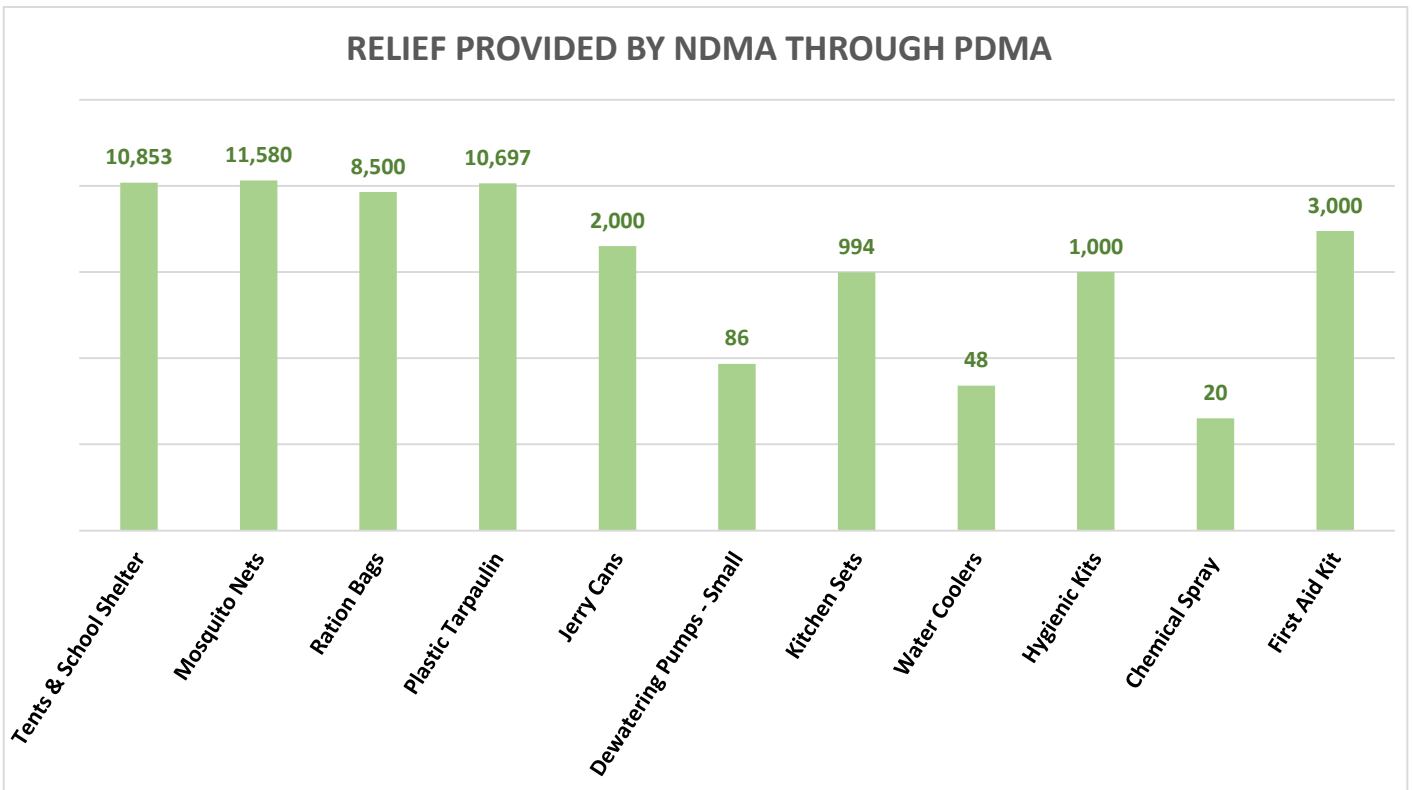
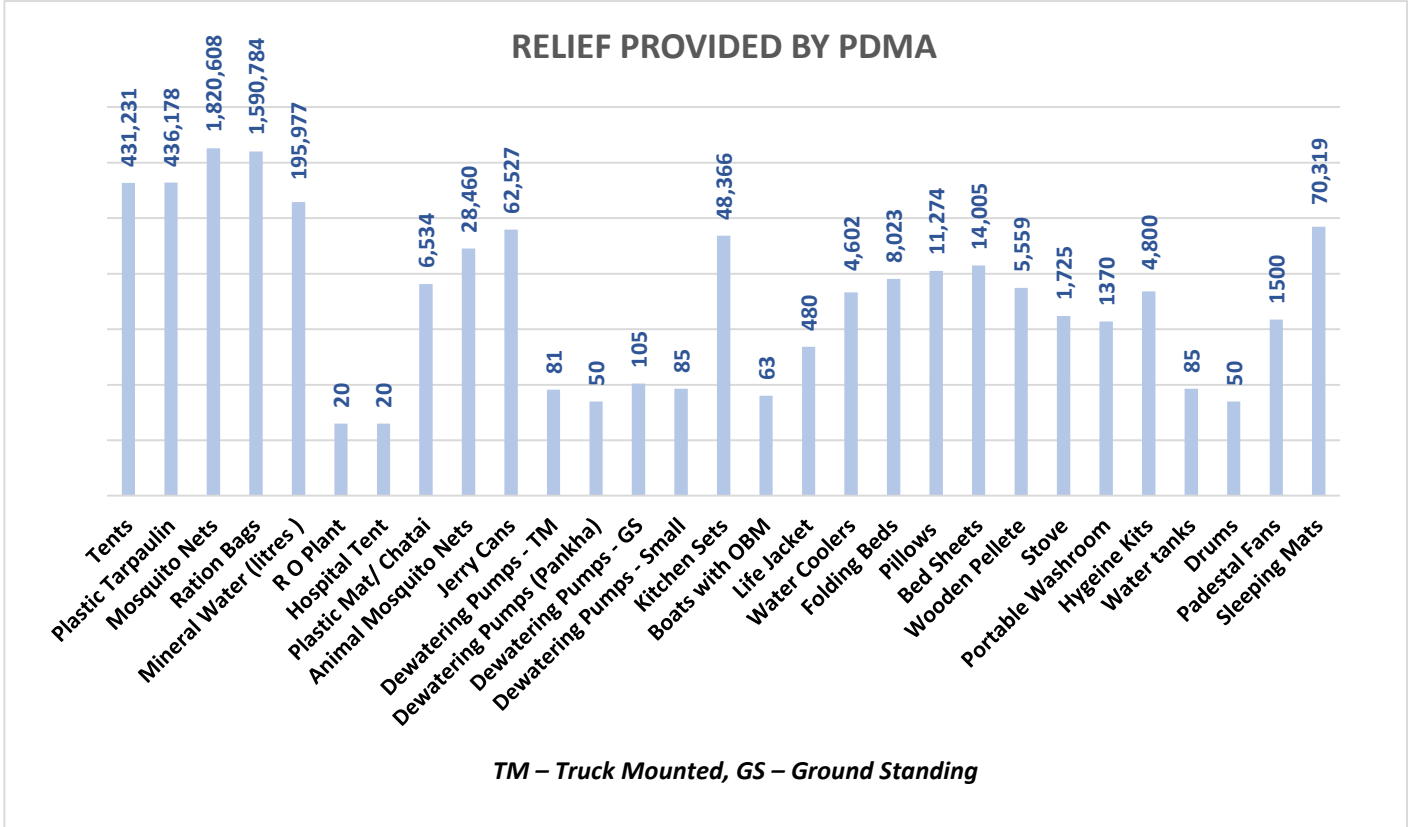
Source: Concerned Deputy Commissioners.

Relief Camps Established by DDMA's / Deputy Commissioners

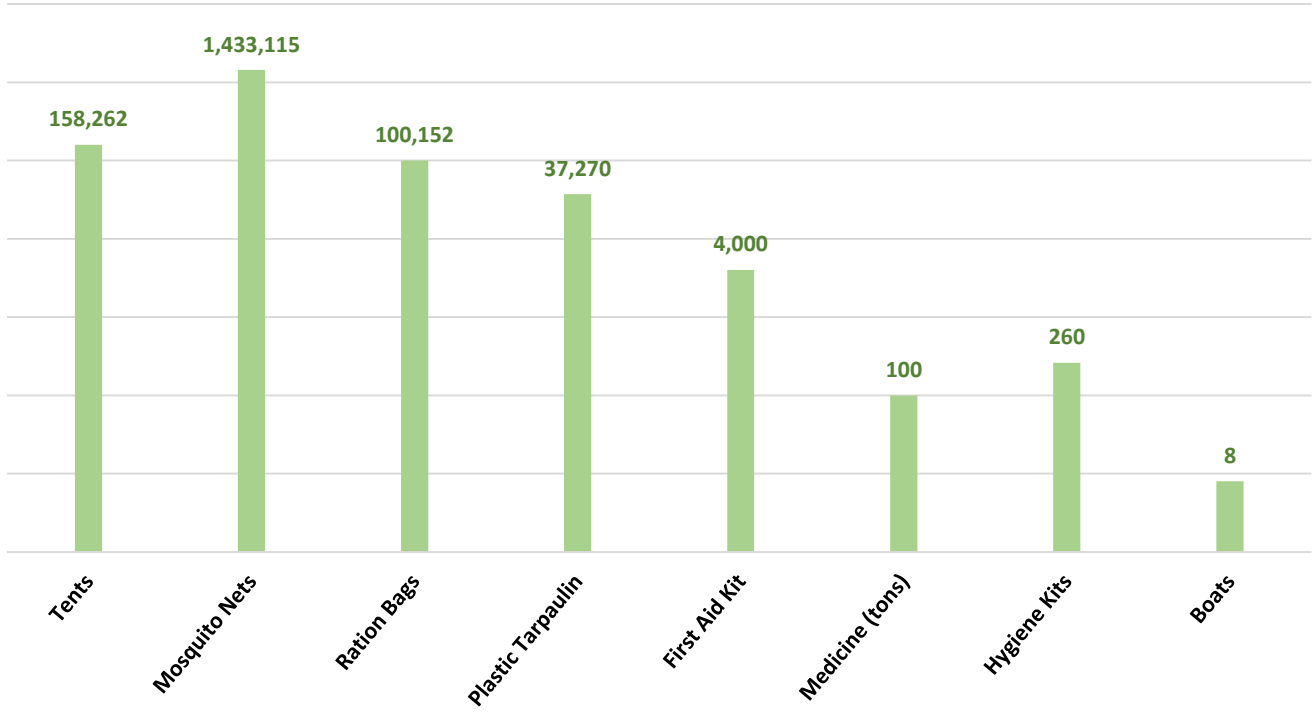
Division	District	Relief Camps Established	Persons in Relief Camps (Last 24hrs)			
			M	F	C	T
Karachi	East	15	-	-	-	6,341
	West	7	-	-	-	3,705
	Korangi	2	-	-	-	505
	Malir	8	-	-	-	4,794
	Central	2	-	-	-	0
	Keamari	1	-	-	-	104
Sub Total		35	-	-	-	15,449
Hyderabad	Hyderabad	29	-	-	-	6,530
	Jamshoro	80	2,580	2,605	4,424	9,609
	Dadu	154	3,260	3,875	6,002	13,137
	Matiari*	2	-	-	-	1,440
	Tando Allahyar	-	-	-	-	-
	Tando M. Khan	-	1,040	1,000	960	3,000
	Thatta*	27	-	-	-	967
	Sujawal	14	-	-	-	3,492
Badin	-	-	-	-	-	
Sub Total		306	6,880	7,480	11,386	38,175
Sukkur	Sukkur	9	224	295	554	1,073
	Khairpur	183	-	-	-	47,300
	Ghotki	-	-	-	-	-
Sub Total		192	224	295	554	48,373
SBA	SBA	-	-	-	-	-
	N.Feroze	125	4,998	4,696	7,397	17,091
	Sanghar	151	120	145	219	484
Sub Total		276	5,118	4,841	7,616	17,575
Larkana	Larkana	22	-	-	-	108
	Kamber-Shahdadkot	140	19,346	20,165	13,209	52,720
	Shikarpur	13	-	-	-	545
	Jacobabad	94	203	246	901	1,350
	Kashmore	27	237	190	437	864
Sub Total		296	19,786	20,601	14,547	55,587
Mirpurkhas	Mirpurkhas	35	4,159	1,849	1,510	7,518
	Umerkot	5	3,290	3,490	5,605	12,385
Sub Total		40	7,449	5,339	7,115	19,903
Grand Total		1,145	39,457	38,556	41,218	195,062

Source: Concerned Deputy Commissioners of Sindh.

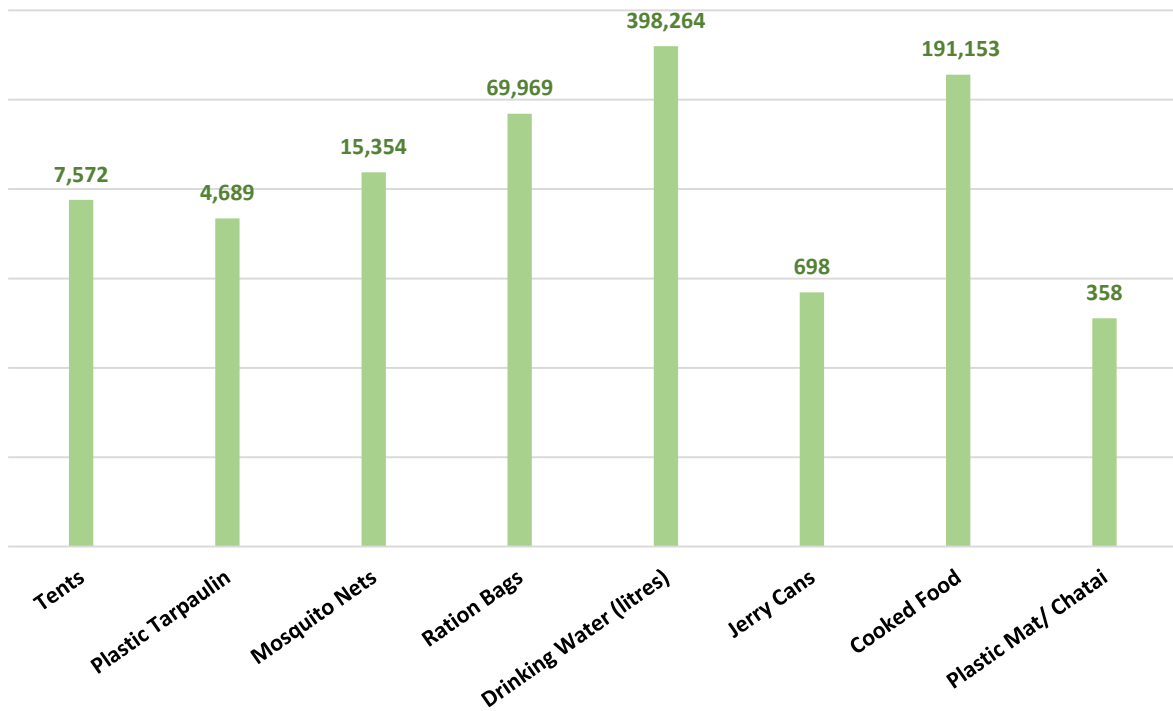
Note: - Deputy Commissioner Matiari has reported that the number of Relief Camps Established has been decreased from 3 to 2.



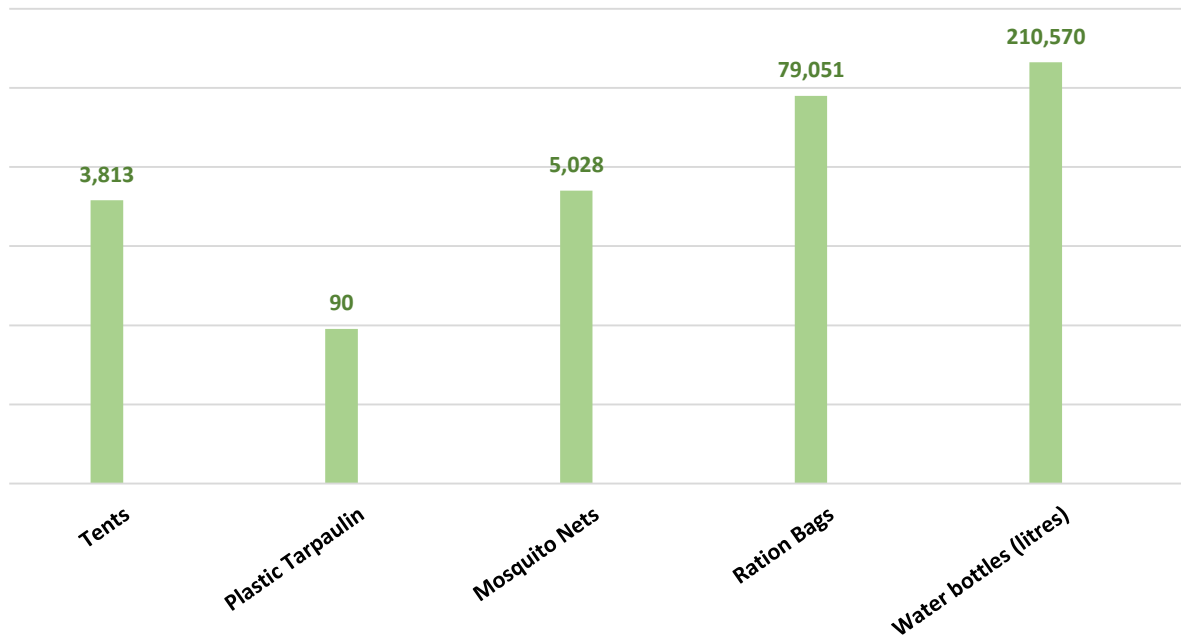
RELIEF PROVIDED BY NDMA THROUGH ARMY



RELIEF PROVIDED BY PAK NAVY



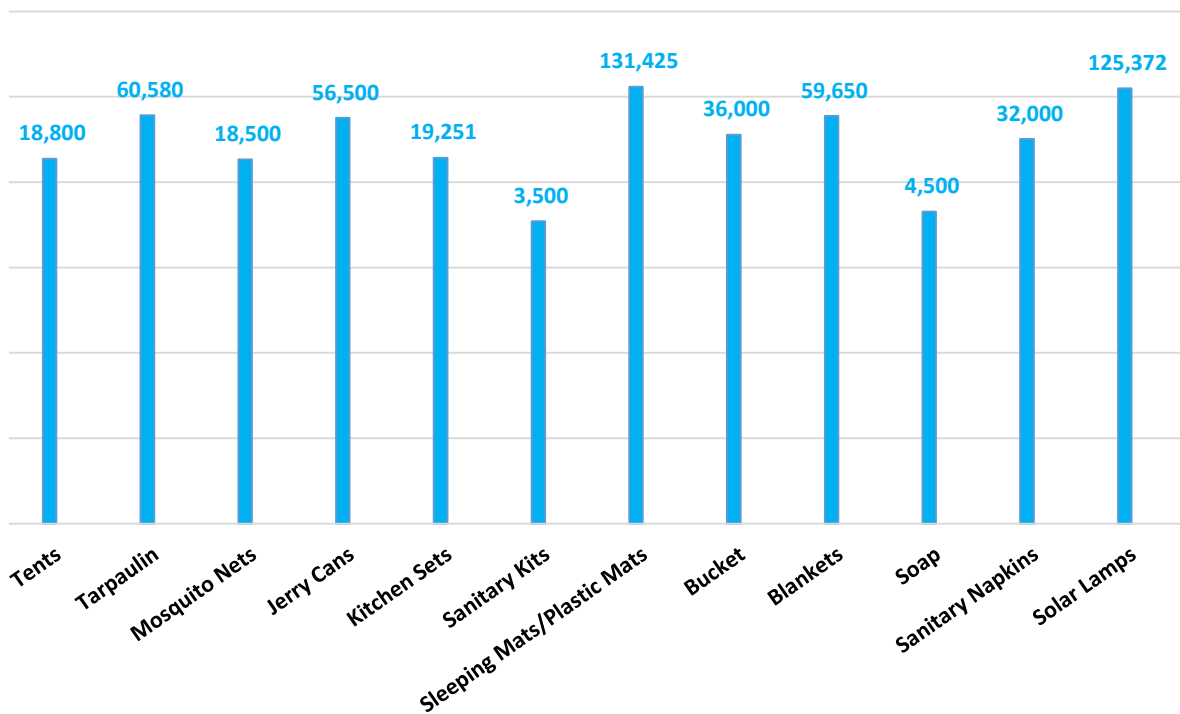
RELIEF PROVIDED BY PAK AIRFORCE



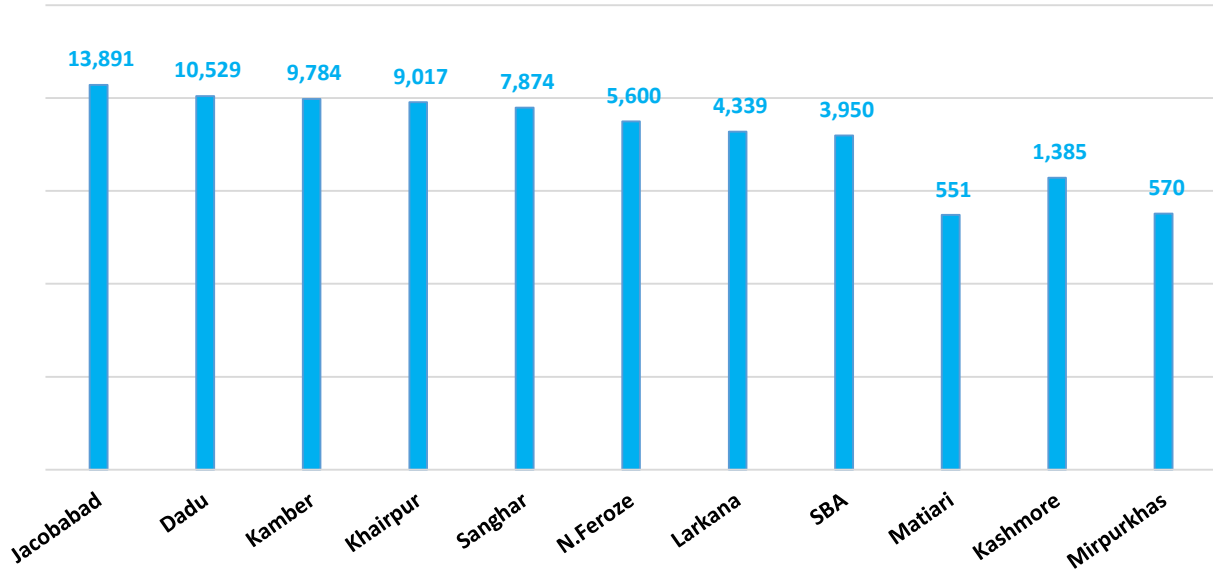
Others:

Organization	Relief
FGRF(INGO)	Cooked Food (Daigs) : 1058

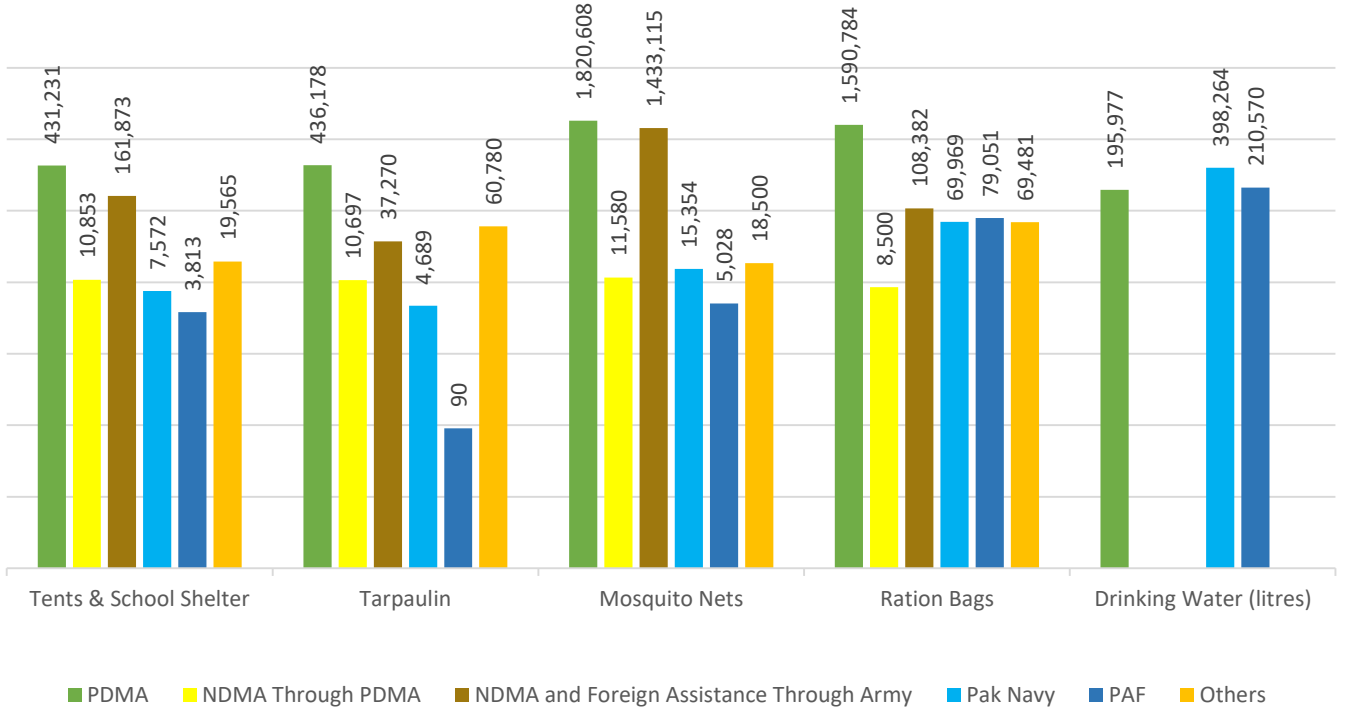
RELIEF PROVIDED BY UNHCR

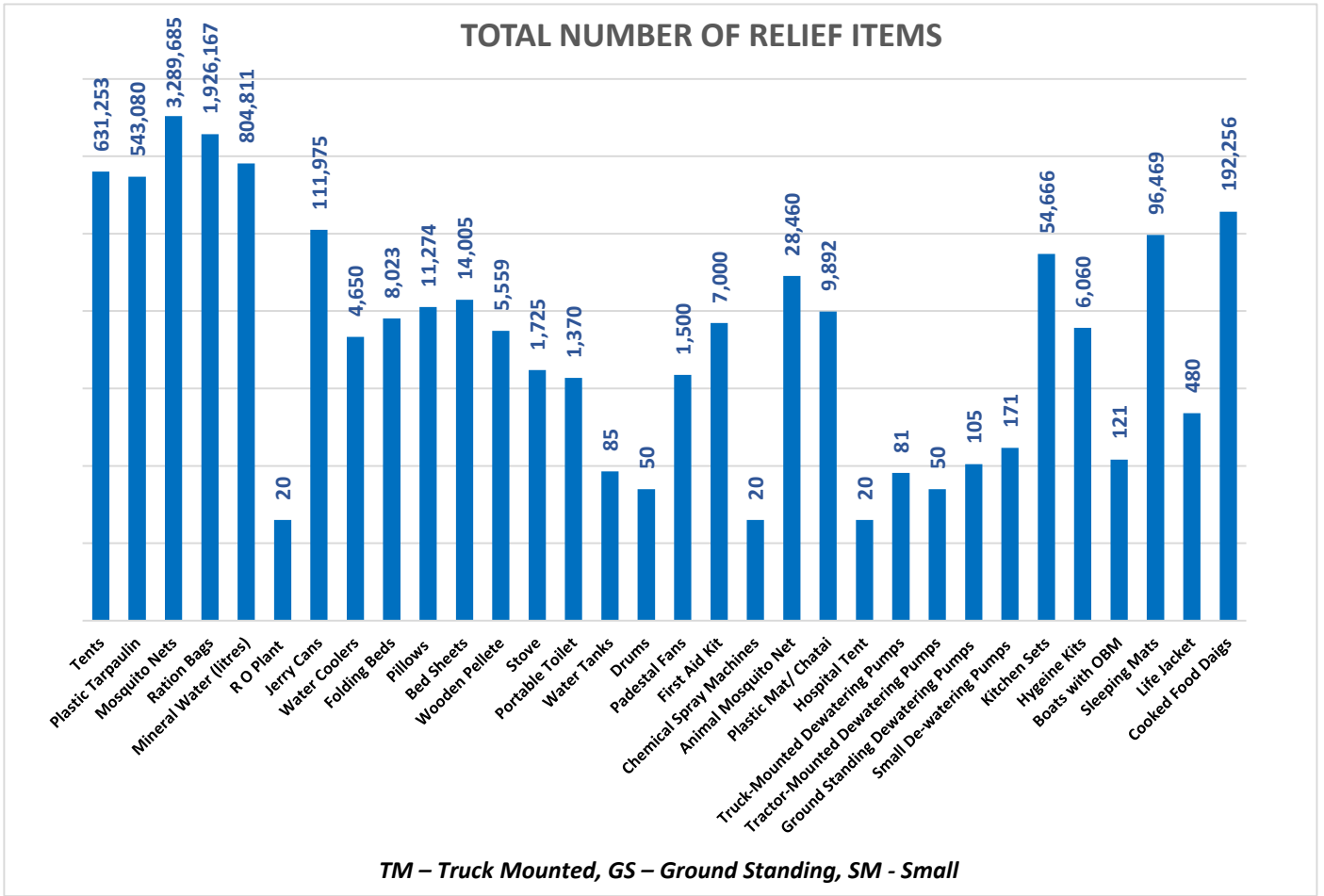


RATION BAGS PROVIDED BY UN-WFP



Combined Relief Provided





Last 24 Hours (Already Included in Total):

Districts	Ration Bags	Solar Lights	De-Watering Pumps (Pankha)	Nestle Bunyad Milk (Ctn.)
Thatta	1,200	-	-	-
Jacobabad	2,000	2,000	-	-
Kamber	4,000	-	-	70
Khairpur	7,000	-	10	-
Sukkur	3,000	-	-	-
Larkana	-	-	-	70
SBA	-	2,000	-	-
Total	17,200	4,000	10	140

Sd/-
(KAZIM RAZA TALPUR)
**INCHARGE PEOC
PDMA SINDH**